

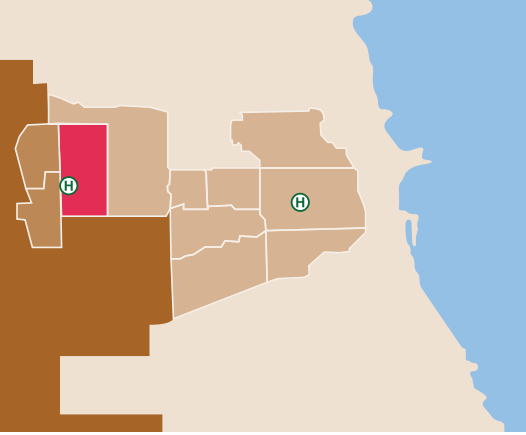
RUSH UNIVERSITY MEDICAL CENTER

# Community Snapshot: Oak Park



Adopted on June 8, 2016

# Oak Park



First settled in 1835, the village of Oak Park — located eight miles west of the Loop — grew quickly when people moved out of Chicago after being displaced by the fire of 1871. By the 1920s, Oak Park had 40,000 residents and a thriving business district.

In the 1960s, Oak Park residents and city leaders observed the white flight and subsequent resegregation that were taking place in Austin, its adjacent neighborhood to the east. To prevent the same from happening in Oak Park, the community took a number of concrete steps: implementing fair housing ordinances, creating a community relations commission devoted to preventing discrimination and establishing a Citizens Committee for Human Rights.

In addition, “village officials, often joined by clergymen, visited blocks to which families of color might move and carefully sought to control the fears and rumors generally associated with neighborhood succession... They identified white families who would welcome the newcomers. They encouraged African-American families to disperse throughout the village to counter concerns of clustering and ghetto formation. ...Leaders acted on a vision of Oak Park as a community strong enough to achieve integration, and able to challenge the Chicago pattern of block-by-block resegregation with a policy of managed integration through dispersal.”<sup>1</sup>



HIC survey participants asked how common violence is in their community: 69.9% said “not very/not at all.”

---

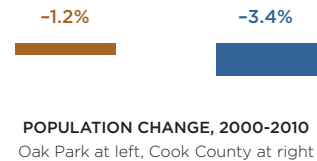
I would say that the typical resident of Oak Park is very involved in the community: philanthropically, educationally, socially, economically. We have been able to pass referenda because the citizenry is committed to providing high-quality services across the board, once again whether it’s senior services, library services, educational services, village services.

– RUMC focus group participant  
from Oak Park

---

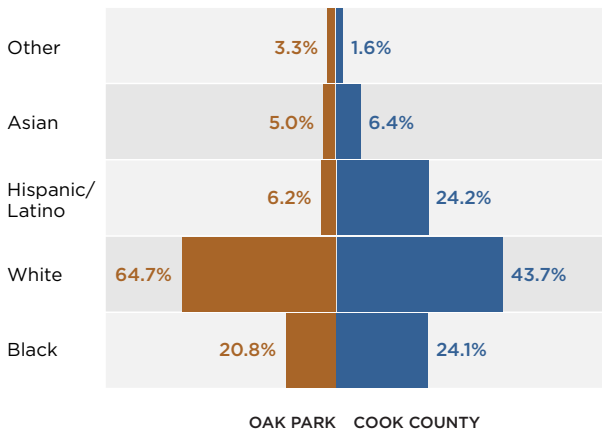
## Who lives here?

- **51,902** people live in Oak Park. The average household size is **2.4** people, compared to an average Cook County household size of **2.7** people.<sup>2</sup>
- Oak Park's population per square mile is **11,042.2** people, as compared to **5,530** people per square mile in Cook County.<sup>3</sup>
- Between 2000 and 2010, Oak Park's population decreased by **1.2%**, less than the population change in Cook County overall, where the population decreased by **3.4%** during the same period.<sup>4</sup>



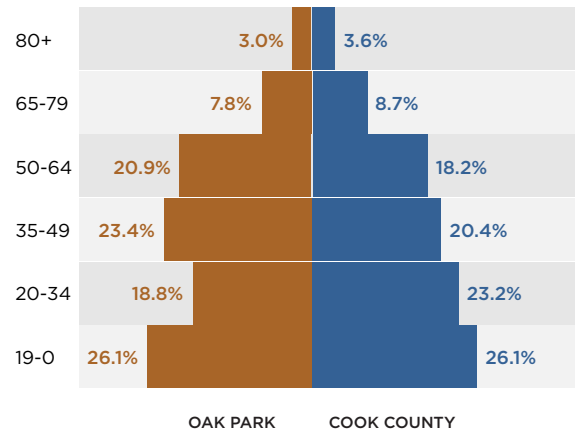
### RACE AND ETHNICITY<sup>5</sup>

A majority of the population of Oak Park is white.



### AGE<sup>6</sup>

The median age in Oak Park is **38.7**, older than the Cook County median age of **35.5**.



[You're] safe walking the streets at pretty much any time of the day or night. There's no danger.

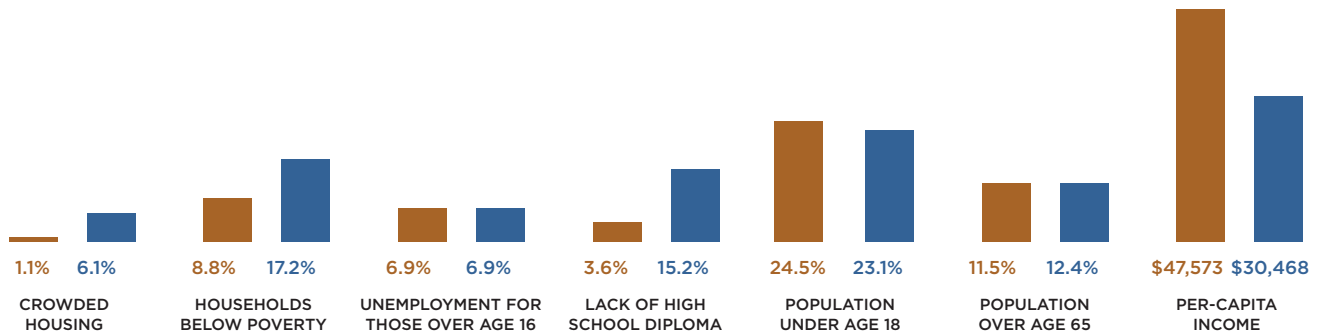
- RUMC focus group participant from Oak Park



# What are the potential barriers to good health?

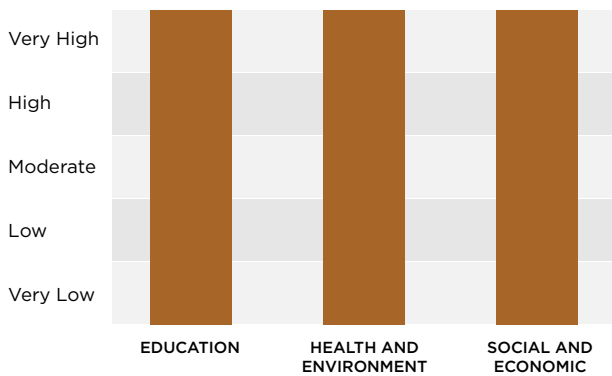
## HARDSHIP INDEX<sup>7</sup>

Because the hardship index referenced in this report's other community snapshots is calculated only for community areas within the city of Chicago, Oak Park does not have a comparable index number. Its statistics in some of the areas measured by the hardship index include the following (*Oak Park at left, Cook County at right*):



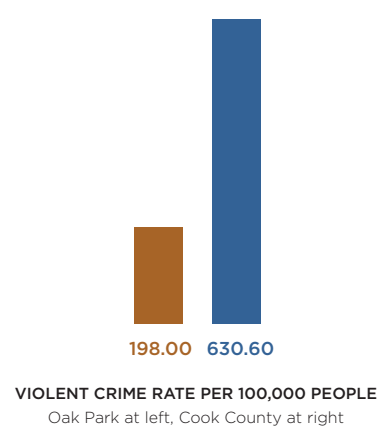
## CHILD OPPORTUNITY INDEX<sup>8</sup>

The Child Opportunity Index (COI) assigns a “very high” ranking to Oak Park in all three opportunity areas it measures: education; health and environment; and social and economic. This gives the community an overall COI ranking of **“very high.”**



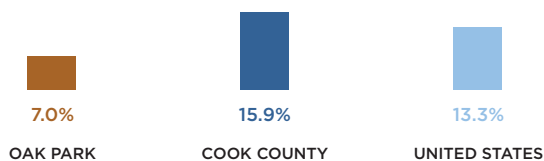
## CRIME<sup>9</sup>

Oak Park's rate of violent crime — homicide, rape, robbery and aggravated assault — is less than one-third that of Cook County overall.



## LACK OF HEALTH INSURANCE<sup>10</sup>

Oak Park residents have health insurance at a higher rate than residents of Cook County and residents of the U.S. overall.



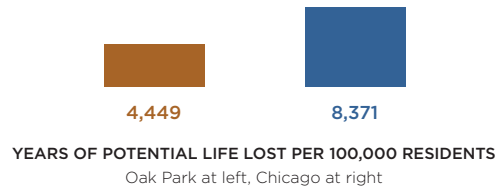
HIC survey participants asked whether they had not sought medical care due to cost anytime in the past 12 months: 74.7% said “no.”

- RUMC focus group participant from Oak Park

## What is the impact of the barriers?

### YEARS OF POTENTIAL LIFE LOST<sup>11</sup>

The annual years of potential life lost per 100,000 residents aged 75 and younger due to selected causes of death in Oak Park is **4,449**, approximately 47 percent lower than the annual years of potential life lost in Chicago.



## What resources make life better?

### COMMUNITY ASSETS

Some of Oak Park's community assets include the following:

#### Hospitals

Rush Oak Park Hospital  
West Suburban Medical Center

#### Grocery store

Pete's Fresh Market

#### Community-based health centers

Infant Welfare Society's Children Clinic  
PCC Community Lake Street Family Health Center  
PCC Community South Family Health Center

#### Pharmacy clinic

Take Care Clinic at Walgreens

#### Assisted-living facilities

Belmont Village of Oak Park  
Brookdale Oak Park  
Oak Park Arms

#### Elderly and disabled housing

Mills Park Tower  
Ryan Farrelly Apartments  
The Oaks

#### Public parks

Andersen Park  
Austin Gardens  
Barrie Center and Park  
Barrie Park  
Carroll Park  
Dole Center  
Euclid Square Park  
Field Park  
Fox Park  
Lindberg Park  
Longfellow Park  
Mills Park  
Oak Park Conservatory  
Randolph Tot Lot

#### Rehm Pool and Park

Ridgeland Common Pool and Park  
Scoville Park  
Stevenson Park

#### Childcare centers

Blocks 24-Hour Child Care Center  
CEDA Oak Park Head Start  
Hephzibah Children's Association  
Morningside Children's Academy  
RFCC at Oak Park and River Forest High School  
The Language and Music School  
West Cook YMCA Child Care  
West Suburban Montessori School

#### Mental health facilities

Community Care Options - Fillmore  
NAMI Metro Suburban Drop-In Center  
Thrive Counseling Center  
Youth Services of Oak Park

#### Nursing homes/skilled nursing facilities

Belmont Village Oak Park  
Berkeley Nursing and Rehab Center  
Oak Park Healthcare Center

#### Pharmacies

CVS  
Walgreens

#### Schools

Beye, Hatch, Holmes, Irving, Lincoln, Longfellow, Mann, Whittier (Public, K-5)  
Brooks, Julian (Public, 6-8)  
Oak Park and River Forest (Public, 9-12)  
Fenwick (Private, 9-12)

## ENDNOTES

<sup>1</sup> [www.encyclopedia.chicagohistory.org/pages/917.html](http://www.encyclopedia.chicagohistory.org/pages/917.html).

<sup>2</sup> MetroPulse Community Data Snapshot, Oak Park, [www.cmap.illinois.gov/](http://www.cmap.illinois.gov/).

<sup>3</sup> [www.towncharts.com/Illinois/Demographics/Cook-County-IL-Demographics-data.html](http://www.towncharts.com/Illinois/Demographics/Cook-County-IL-Demographics-data.html).

<sup>4</sup> MetroPulse Community Data Snapshot, Oak Park.

<sup>5</sup> MetroPulse Community Data Snapshot, Oak Park.

<sup>6</sup> MetroPulse Community Data Snapshot, Oak Park.

<sup>7</sup> Data from US Census Bureau, American Community Survey, 2010-14.

<sup>8</sup> [www.diversitydatakids.org/data/childopportunitymap/3310/chicago-joliet-naperville](http://www.diversitydatakids.org/data/childopportunitymap/3310/chicago-joliet-naperville).

<sup>9</sup> Data from [www.neighborhoodscout.com/il/oak-park/crime/](http://www.neighborhoodscout.com/il/oak-park/crime/).

<sup>10</sup> Data from 2010-14 American Community Survey as aggregated at [assessment.communitycommons.org](http://assessment.communitycommons.org).

<sup>11</sup> Oak Park data courtesy of the Cook County Department of Public Health; Chicago data from [data.cityofchicago.org/Health-Human-Services/Public-Health-Statistics-Selected-underlying-cause/j6cj-r444](http://data.cityofchicago.org/Health-Human-Services/Public-Health-Statistics-Selected-underlying-cause/j6cj-r444).