

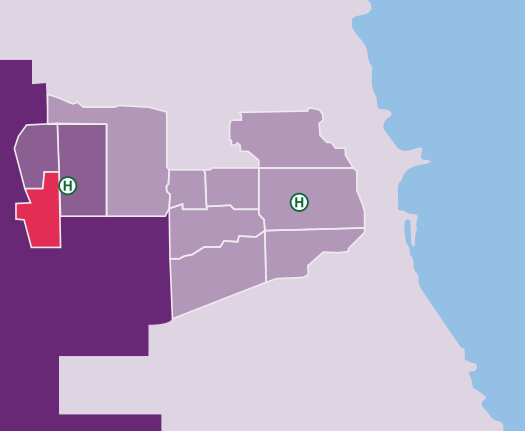
RUSH UNIVERSITY MEDICAL CENTER

# Community Snapshot: Forest Park



Adopted on June 8, 2016

# Forest Park



Settled by 25 employees of the Chicago & Galena Union Railroad in the mid-19th century, Forest Park had become a leisure destination by the early 20th century, drawing people who traveled to the village's amusement park, racetrack and golf course. The village's total population has remained relatively stable for the last century, although its demographics have changed; nearly 100 percent white in 1900, Forest Park is now about 47 percent white, 33 percent African American and 10 percent Hispanic/Latino.

The Forest Park Community Center is a hub for activities and support services in the village. The center operates a food pantry and Meals on Wheels food delivery program; day care and afterschool programs for children from kindergarten through 6th grade; a job information center for adults and youths; health fairs; transportation for seniors and more. In addition, the citizen advocacy group Vox60130 holds regular voter registration drives and candidate forums.



---

It's not exclusively for the rich like some communities are. People are welcome here if they don't have money. They can find an apartment.

- RUMC focus group participant from Forest Park

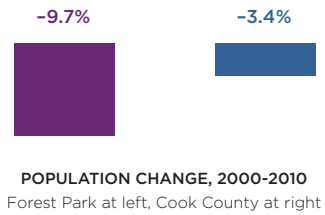
---

HIC survey participants asked how common violence is in their community: 69.9% said "not very/not at all."



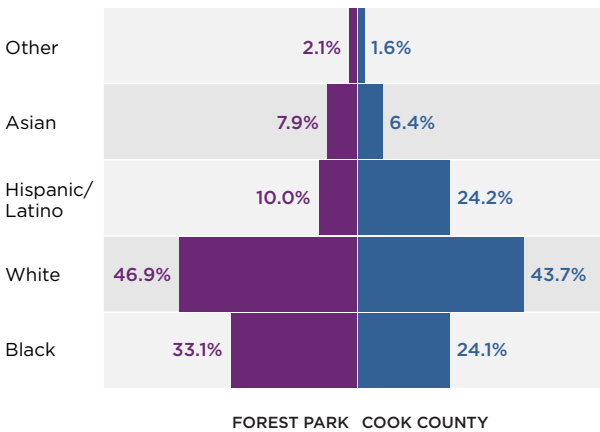
# Who lives here?

- **14,202** people live in Forest Park. The average household size is **2.7** people, the same as the average Cook County household size.<sup>1</sup>
- Forest Park's population per square mile is **5,913.2** people, as compared to **5,530** people per square mile in Cook County.<sup>2</sup>
- Between 2000 and 2010, Forest Park's population decreased by **9.7%**. In Cook County overall, the population decreased by **3.4%** during the same period.<sup>3</sup>



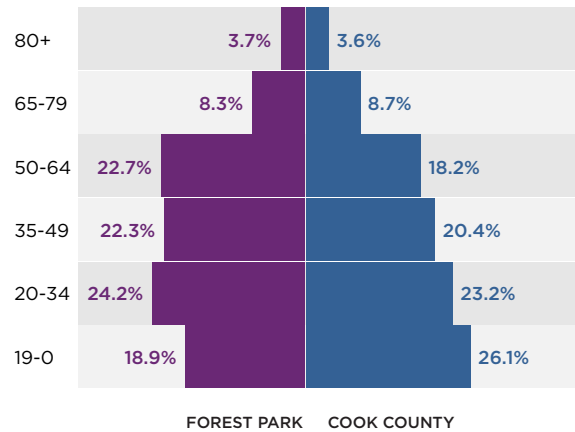
## RACE AND ETHNICITY<sup>4</sup>

The population of Forest Park is fairly diverse.



## AGE<sup>5</sup>

The median age in Forest Park is **39.1**, slightly older than the Cook County median age of **35.5**.



We have a very good, integrated community. There are 40 percent minorities in this community and everyone is welcome.

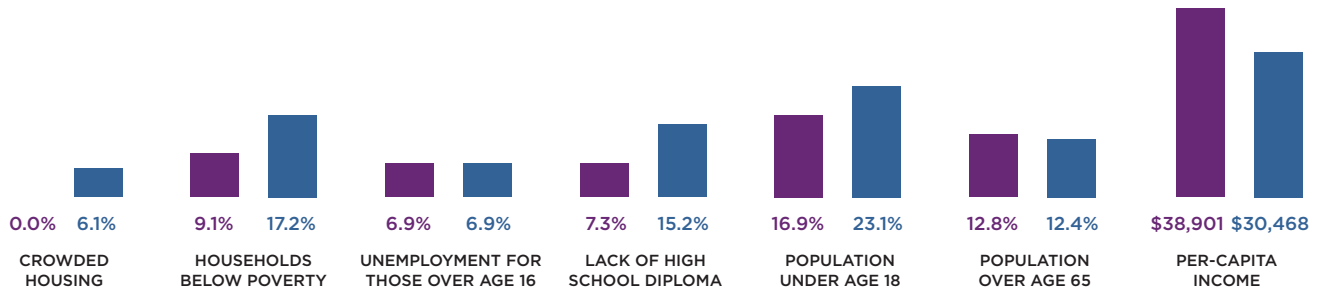
- RUMC focus group participant from Forest Park



# What are the potential barriers to good health?

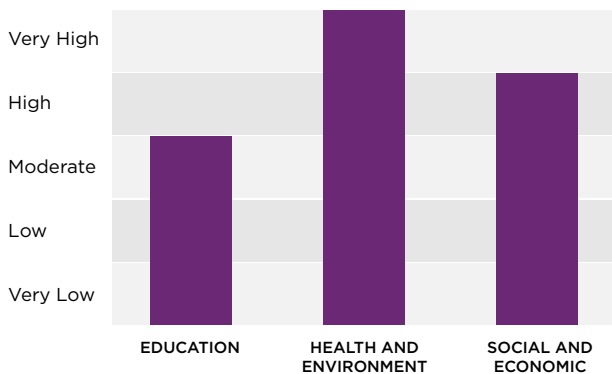
## HARDSHIP INDEX<sup>6</sup>

Because the hardship index referenced in this report's other community snapshots is calculated only for community areas within the city of Chicago, Forest Park does not have a comparable index number. Its statistics in some of the areas measured by the hardship index include the following (*Forest Park at left, Cook County at right*):



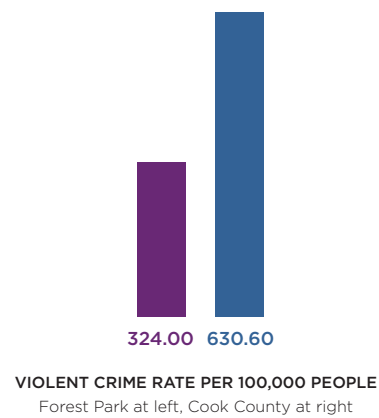
## CHILD OPPORTUNITY INDEX<sup>7</sup>

The Child Opportunity Index (COI) assigns a “moderate” ranking to Forest Park’s educational opportunities; “very high” to health and environmental opportunities; and “high” to social and economic opportunities. This gives the community an overall COI ranking of **“high.”**



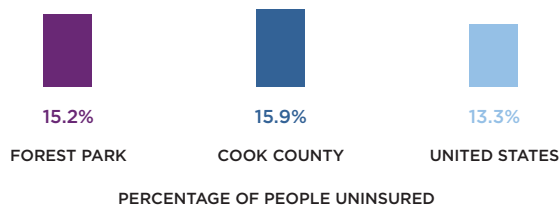
## CRIME<sup>8</sup>

Forest Park’s rate of violent crime — homicide, rape, robbery and aggravated assault — is about half that of Cook County overall.



## LACK OF HEALTH INSURANCE<sup>9</sup>

Forest Park residents have health insurance at nearly the same rate as residents of Cook County overall.<sup>10</sup>



HIC survey participants asked whether they had not sought medical care due to cost anytime in the past 12 months: 74.7% said “no.”

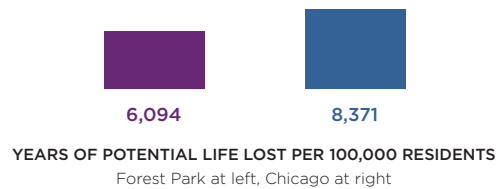
– RUMC focus group participant from Forest Park

## What is the impact of the barriers?

---

### YEARS OF POTENTIAL LIFE LOST<sup>11</sup>

The annual years of potential life lost per 100,000 residents aged 75 and younger due to selected causes of death in Forest Park is **6,094**, approximately 27 percent lower than the annual years of potential life lost in Chicago.



## What resources make life better?

---

### COMMUNITY ASSETS

Some of Forest Park's community assets include the following:

#### Hospital

Riveredge Hospital

#### Assisted living facility

Arborwood and Briarwood at Altenheim

#### Grocery stores

Jewel-Osco

Trader Joe's

#### Public park

Forest Park

#### Childcare centers

Forest Park Montessori Child Development Center

Howard Mohr Community Center

Kangaroo Korner Learning Center

Montessori Language Academy

The Giving Tree Family of Schools

#### Mental health facilities

Oak Park Veterans Center

St. Peter's Evangelical Lutheran Church

The Suburban Fellowship Center

#### Pharmacies

CVS

Walgreens

Walmart

#### Schools

Forest Park Preschool (Public, PK)

Garfield Elementary (Public, PK-2)

Betsy Ross Elementary (Public, K-2)

Field-Stevenson Elementary, Grant-White Elementary, (Public, K-5)

Forest Park Middle School (Public, 6-8)

#### Neighborhood organization

Forest Park Community Center

## ENDNOTES

<sup>1</sup> MetroPulse Community Data Snapshot, Forest Park, [www.cmap.illinois.gov/](http://www.cmap.illinois.gov/).

<sup>2</sup> [www.towncharts.com/Illinois/Demographics/Forest-Park-village-IL-Demographics-data.html](http://www.towncharts.com/Illinois/Demographics/Forest-Park-village-IL-Demographics-data.html).

<sup>3</sup> MetroPulse Community Data Snapshot, Forest Park.

<sup>4</sup> MetroPulse Community Data Snapshot, Forest Park.

<sup>5</sup> MetroPulse Community Data Snapshot, Forest Park.

<sup>6</sup> Data from US Census Bureau, American Community Survey, 2010-14.

<sup>7</sup> [www.diversitydatakids.org/data/childopportunitymap/3310/chicago-joliet-naperville](http://www.diversitydatakids.org/data/childopportunitymap/3310/chicago-joliet-naperville).

<sup>8</sup> Data from [www.neighborhoodscout.com/il/forest-park/crime/](http://www.neighborhoodscout.com/il/forest-park/crime/).

<sup>9</sup> Data from 2010-14 American Community Survey as aggregated at [assessment.communitycommons.org](http://assessment.communitycommons.org).

<sup>10</sup> Forest Park data courtesy of the Cook County Department of Public Health; Chicago data from [data.cityofchicago.org/Health-Human-Services/Public-Health-Statistics-Selected-underlying-cause/j6cj-r444](http://data.cityofchicago.org/Health-Human-Services/Public-Health-Statistics-Selected-underlying-cause/j6cj-r444).